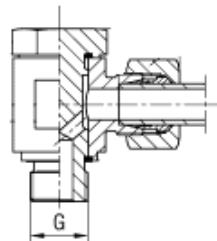
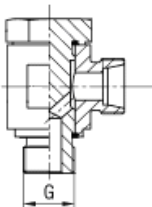


Conexão Banjo, rosca BSP orientável vedação com Anel

Somente corpo

Com porca e anilha

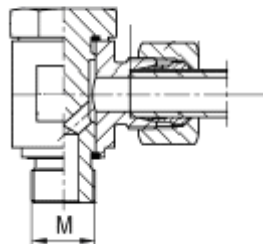
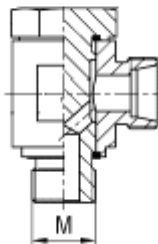


Série	Bar	Código Antigo	Tubo	Rosca Tubo	G	Código Novo
Super Leve	100	UOA 04X1/8 BSP-LL	4	8x1.0	1/8"-28	XX5116021X-04-02
		UOA 06X1/8 BSP-LL	6	10x1.0	1/8"-28	XX5116021X-06-02
		UOA 08X1/8 BSP-LL	8	12x1.0	1/8"-28	XX5116021X-08-02
LEVE	315	UOA 06X1/8 BSP-L	6	12x1.5	1/8"-28	XX5117021X-06-02
		UOA 08X1/4 BSP-L	8	14x1.5	1/4"-19	XX5117021X-08-04
		UOA 10X1/4 BSP-L	10	16x1.5	1/4"-19	XX5117021X-10-04
		UOA 12X3/8 BSP-L	12	18x1.5	3/8"-19	XX5117021X-12-06
		UOA 15X1/2 BSP-L	15	22x1.5	1/2"-14	XX5117021X-15-08
	160	UOA 18X1/2 BSP-L	18	26x1.5	1/2"-14	XX5117021X-18-08
		UOA 22X3/4 BSP-L	22	30x2.0	3/4"-14	XX5117021X-22-12
		UOA 28X1 BSP-L	28	36x2.0	1"-11	XX5117021X-28-16
		UOA 35X1.1/4 BSP-L	35	45x2.0	1.1/4"-11	XX5117021X-35-20
		UOA 42X1.1/2 BSP-L	42	52x2.0	1.1/2"-11	XX5117021X-42-24
PESADA	630	UOA 06X1/4 BSP-S	6	14x1.5	1/4"-19	XX5118021X-06-04
		UOA 08X1/4 BSP-S	8	16x1.5	1/4"-19	XX5118021X-08-04
		UOA 10X3/8 BSP-S	10	18x1.5	3/8"-19	XX5118021X-10-06
		UOA 12X3/8 BSP-S	12	20x1.5	3/8"-19	XX5118021X-12-06
		UOA 12X1/2 BSP-S	12	20x1.5	1/2"-14	XX5118021X-12-08
		UOA 14X1/2 BSP-S	14	22x1.5	1/2"-14	XX5118021X-14-08
	400	UOA 16X1/2 BSP-S	16	24x1.5	1/2"-14	XX5118021X-16-08
		UOA 16X3/4 BSP-S	16	24x1.5	3/4"-14	XX5118021X-16-12
		UOA 20X1/2 BSP-S	20	30x2.0	1/2"-14	XX5118021X-20-08
		UOA 20X3/4 BSP-S	20	30x2.0	3/4"-14	XX5118021X-20-12
		UOA 25X3/4 BSP-S	25	36x2.0	3/4"-11	XX5118021X-25-12
		UOA 25X1 BSP-S	25	36x2.0	1"-11	XX5118021X-25-16
	315	UOA 30X1.1/4 BSP-S	30	42x2.0	1.1/4"-11	XX5118021X-30-20
		UOA 38X1.1/2 BSP-S	38	52x2.0	1.1/2"-11	XX5118021X-38-24

Conexão Banjo, rosca Métrica orientável vedação com anel ED

Somente Corpo

Com Porca e Anilha

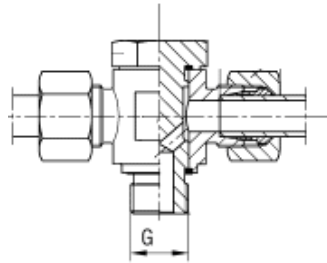
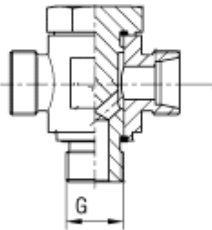


Série	Bar	Código Antigo	Tubo	Rosca Tubo	M	Código Novo
Super Leve	100	UOA 04XM08X1.0-LL	4	8x1.0	8x1.0	XX5116031X-04-08
		UOA 06XM10X1.0-LL	6	10x1.0	10x1.0	XX5116031X-06-10
		UOA 08XM10X1.0-LL	8	12x1.0	10x1.0	XX5116031X-08-10
LEVE	315	UOA 06XM10X1.0-L	6	12x1.5	10x1.0	XX5117031X-06-10
		UOA 08XM12X1.5-L	8	14x1.5	12X1.5	XX5117031X-08-12
		UOA 10XM14X1.5-L	10	16x1.5	14x1.5	XX5117031X-10-14
		UOA 12XM16X1.5-L	12	18x1.5	16x1.5	XX5117031X-12-16
		UOA 15XM18X1.5-L	15	22x1.5	18x1.5	XX5117031X-15-18
		UOA 18XM22X1.5-L	18	26x1.5	22x1.5	XX5117031X-18-22
	160	UOA 22XM26X1.5-L	22	30x2.0	26x2.0	XX5117031X-22-26
		UOA 28XM33X2.0-L	28	36x2.0	33x2.0	XX5117031X-28-33
		UOA 35XM42X2.0-L	35	45x2.0	42x2.0	XX5117031X-35-42
PESADA	630	UOA 06XM12X1.5-S	6	14x1.5	12x1.5	XX5118031X-06-12
		UOA 08XM14X1.5-S	8	16x1.5	14x1.5	XX5118031X-08-14
		UOA 10XM16X1.5-S	10	18x1.5	16x1.5	XX5118031X-10-16
		UOA 12XM18X1.5-S	12	20x1.5	18x1.5	XX5118031X-12-18
		UOA 14XM20X1.5-S	14	22x1.5	20x1.5	XX5118031X-14-20
	400	UOA 16XM22X1.5-S	16	24x1.5	22x1.5	XX5118031X-16-22
		UOA 20XM27X2.0-S	20	30x2.0	27x2.0	XX5118031X-20-27
		UOA 25XM33X2.0-S	25	36x2.0	33x2.0	XX5118031X-25-33
		UOA 30XM42X2.0-S	30	42x2.0	42x2.0	XX5118031X-30-42
		315	UOA 38XM48X2.0-S	38	52x2.0	48x2.0

Conexão Banjo TEE, rosca BSP orientável vedação com anel ED

Somente Corpo

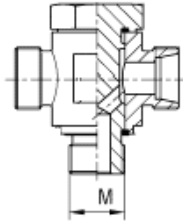
Com porca e anilha



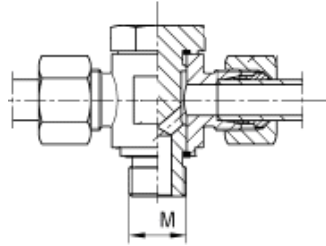
Série	Bar	Código Antigo	Tubo	Rosca Tubo	G	Código Novo
LEVE	315	UODA 06X1/8 BSP-L	6	12x1.5	1/8"-28	XX3917021X-06-02
		UODA 08X1/4 BSP-L	8	14x1.5	1/4"-19	XX3917021X-08-04
		UODA 10X1/4 BSP-L	10	16x1.5	1/4"-19	XX3917021X-10-04
		UODA 12X3/8 BSP-L	12	18x1.5	3/8"-19	XX3917021X-12-06
		UODA 15X1/2 BSP-L	15	22x1.5	1/2"-14	XX3917021X-15-08
	UODA 18X1/2 BSP-L	18	26x1.5	1/2"-14	XX3917021X-18-08	
	160	UODA 22X3/4 BSP-L	22	30x2.0	3/4"-14	XX3917021X-22-12
		UODA 28X1 BSP-L	28	36x2.0	1"-11	XX3917021X-28-16
		UODA 35X1.1/4 BSP-L	35	45x2.0	1.1/4"-11	XX3917021X-35-20
UODA 42X1.1/2 BSP-L		42	52x2.0	1.1/2"-11	XX3917021X-42-24	
PESADA	630	UODA 06X1/4 BSP-S	6	14x1.5	1/4"-19	XX3918021X-06-04
		UODA 08X1/4 BSP-S	8	16x1.5	1/4"-19	XX3918021X-08-04
		UODA 10X3/8 BSP-S	10	18x1.5	3/8"-19	XX3918021X-10-06
		UODA 12X3/8 BSP-S	12	20x1.5	3/8"-19	XX3918021X-12-06
		UODA 14X1/2 BSP-S	14	22x1.5	1/2"-14	XX3918021X-14-08
	400	UODA 16X1/2 BSP-S	16	24x1.5	1/2"-14	XX3918021X-16-08
		UODA 20X3/4 BSP-S	20	30x2.0	3/4"-14	XX3918021X-20-12
		UODA 25X1 BSP-S	25	36x2.0	1"-11	XX3918021X-25-16
		UODA 30X1.1/4 BSP-S	30	42x2.0	1.1/4"-11	XX3918021X-30-20
	315	UODA 38X1.1/2 BSP-S	38	52x2.0	1.1/2"-11	XX3918021X-38-24

Conexão Banjo TEE, rosca Métrica orientável vedação com anel ED

Somente Corpo



Com porca e anilha



Série	Bar	Código Antigo	Tubo	Rosca Tubo	M	Código Novo
LEVE	315	UODA 06XM10X1.0-L	6	12x1.5	10x1.0	XX3917031X-06-10
		UODA 08XM12X1.5-L	8	14x1.5	12x1.5	XX3917031X-08-12
		UODA 10XM14X1.5-L	10	16x1.5	14x1.5	XX3917031X-10-14
		UODA 12XM16X1.5-L	12	18x1.5	16x1.5	XX3917031X-12-16
		UODA 15XM18X1.5-L	15	22x1.5	18x1.5	XX3917031X-15-18
	160	UODA 18XM22X1.5-L	18	26x1.5	22x1.5	XX3917031X-18-22
		UODA 22XM26X1.5-L	22	30x2.0	26x1.5	XX3917031X-22-26
		UODA 28XM33X2.0-L	28	36x2.0	33x2.0	XX3917031X-28-33
		UODA 35XM42X2.0-L	35	45x2.0	42x2.0	XX3917031X-35-42
		UODA 42XM48X2.0-L	42	52x2.0	48x2.0	XX3917031X-42-48
PESADA	630	UODA 06XM12X1.5-S	6	14x1.5	12x1.5	XX3918031X-06-12
		UODA 08XM14X1.5-S	8	16x1.5	14x1.5	XX3918031X-08-14
		UODA 10XM16X1.5-S	10	18x1.5	16x1.5	XX3918031X-10-16
		UODA 12XM18X1.5-S	12	20x1.5	18x1.5	XX3918031X-12-18
		UODA 14XM20X1.5-S	14	22x1.5	20x1.5	XX3918031X-14-20
	400	UODA 16XM22X1.5-S	16	24x1.5	22x1.5	XX3918031X-16-22
		UODA 20XM27X2.0-S	20	30x2.0	27x2.0	XX3918031X-20-27
		UODA 25XM33X2.0-S	25	36x2.0	33x2.0	XX3918031X-25-33
		UODA 30XM42X2.0-S	30	42x2.0	42x2.0	XX3918031X-30-42
	315	UODA 38XM48X2.0-S	38	52x2.0	48x2.0	XX3918031X-38-48