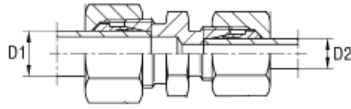
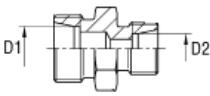


União Redução Retá

Somente Corpo

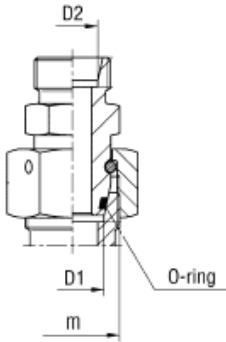
Com porca e anilha



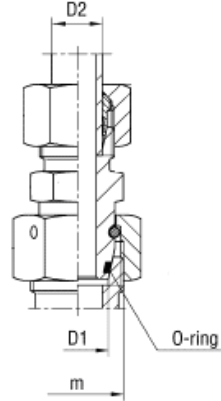
Série	Bar	Código Antigo	Tubo		Código Novo
			D1	D2	
LEVE	315	UDRA 08/06-L	8	6	XX3517171X-08-06
		UDRA 10/06-L	10	6	XX3517171X-10-06
		UDRA 10/08-L	10	8	XX3517171X-10-08
		UDRA 12/06-L	12	6	XX3517171X-12-06
		UDRA 12/08-L	12	8	XX3517171X-12-08
		UDRA 12/10-L	12	10	XX3517171X-12-10
		UDRA 15/12-L	15	10	XX3517171X-15-10
		UDRA 15/12-L	15	12	XX3517171X-15-12
		UDRA 18/10-L	18	10	XX3517171X-18-10
		UDRA 18/12-L	18	12	XX3517171X-18-12
	UDRA 18/15-L	18	15	XX3517171X-18-15	
	160	UDRA 22/12-L	22	12	XX3517171X-22-12
		UDRA 22/15-L	22	15	XX3517171X-22-15
		UDRA 22/18-L	22	18	XX3517171X-22-18
		UDRA 28/18-L	28	18	XX3517171X-28-18
		UDRA 28/22-L	28	22	XX3517171X-28-22
UDRA 35/22-L		35	22	XX3517171X-35-22	
UDRA 35/28-L	35	28	XX3517171X-35-28		
PESADA	630	UDRA 08/06-S	8	6	XX3518181X-08-06
		UDRA 10/06-S	10	6	XX3518181X-10-06
		UDRA 10/08-S	10	8	XX3518181X-10-08
		UDRA 12/06-S	12	6	XX3518181X-12-06
		UDRA 12/08-S	12	8	XX3518181X-12-08
		UDRA 12/10-S	12	10	XX3518181X-12-10
		UDRA 14/10-S	14	10	XX3518181X-14-10
		UDRA 14/12-S	14	12	XX3518181X-14-12
	400	UDRA 16/12-S	16	12	XX3518181X-16-12
		UDRA 16/14-S	16	14	XX3518181X-16-14
		UDRA 20/10-S	20	10	XX3518181X-20-10
		UDRA 20/12-S	20	12	XX3518181X-20-12
		UDRA 20/16-S	20	16	XX3518181X-20-16
		UDRA 25/16-S	25	16	XX3518181X-25-16
		UDRA 25/20-S	25	20	XX3518181X-25-20
		UDRA 30/20-S	30	20	XX3518181X-30-20
	UDRA 30/25-S	30	25	XX3518181X-30-25	
315	UDRA 38/30-S	38	30	XX3518181X-38-30	

União Redução Reta Macho Fêmea série leve

Somente Corpo



Com porca e anilha

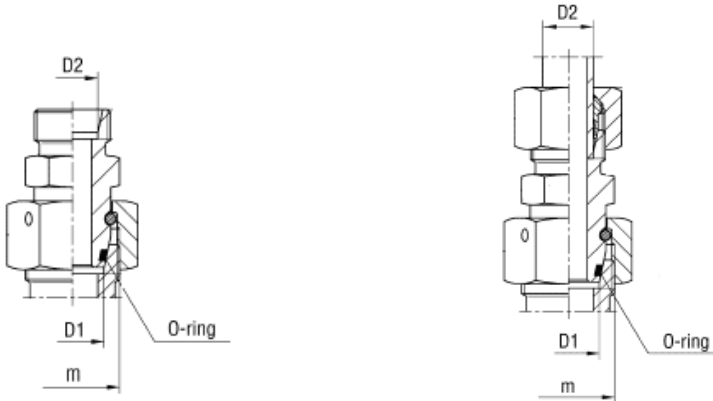


Série	Bar	Código Antigo	D1	D2	m	Código Novo
LEVE	315	MATA 08X06-L	8	6	14x1.5	XX3543171X-08-06
		MATA 10X06-L	10	6	16x1.5	XX3543171X-10-06
		MATA 12X06-L	12	6	18x1.5	XX3543171X-12-06
		MATA 15X06-L	15	6	22x1.5	XX3543171X-15-06
		MATA 18X06-L	18	6	26x1.5	XX3543171X-18-06
	160	MATA 22X06-L	22	6	30x2.0	XX3543171X-22-06
		MATA 28X06-L	28	6	36x2.0	XX3543171X-28-06
		MATA 35X06-L	35	6	45x2.0	XX3543171X-35-06
		MATA 42X06-L	42	6	52x2.0	XX3543171X-42-06
	315	MATA 10X08-L	10	8	16x1.5	XX3543171X-10-08
		MATA 12X08-L	12	8	18x1.5	XX3543171X-12-08
		MATA 15X08-L	15	8	22x1.5	XX3543171X-15-08
		MATA 18X08-L	18	8	26x1.5	XX3543171X-18-08
	160	MATA 22X08-L	22	8	30x2.0	XX3543171X-22-08
		MATA 28X08-L	28	8	36x2.0	XX3543171X-28-08
		MATA 35X08-L	35	8	45x2.0	XX3543171X-35-08
		MATA 42X08-L	42	8	52x2.0	XX3543171X-42-08
	315	MATA 12X10-L	12	10	18x1.5	XX3543171X-12-10
		MATA 15X10-L	15	10	22x1.5	XX3543171X-15-10
		MATA 18X10-L	18	10	26x1.5	XX3543171X-18-10
160	MATA 22X10-L	22	10	30x2.0	XX3543171X-22-10	
	MATA 28X10-L	28	10	36x2.0	XX3543171X-28-10	
	MATA 35X10-L	35	10	45x2.0	XX3543171X-35-10	
	MATA 42X10-L	42	10	52x2.0	XX3543171X-42-10	

União Redução Reta Macho Fêmea série leve

Somente Corpo

Com porca e anilha



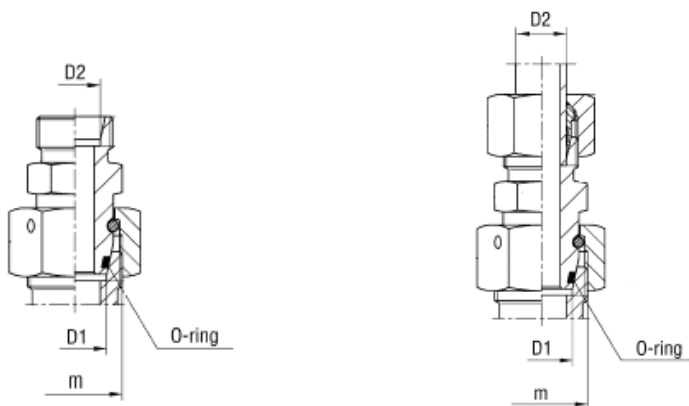
Continuação

Série	Bar	Código Antigo	D1	D2	m	Código Novo
LEVE	315	MATA 15X12-L	15	12	22x1.5	XX3543171X-15-12
		MATA 18X12-L	18	12	26x1.5	XX3543171X-18-12
	160	MATA 22X12-L	22	12	30x2.0	XX3543171X-22-12
		MATA 28X12-L	28	12	36x2.0	XX3543171X-28-12
		MATA 35X12-L	35	12	45x2.0	XX3543171X-35-12
		MATA 42X12-L	42	12	52x2.0	XX3543171X-42-12
	315	MATA 18X15-L	18	15	26x1.5	XX3543171X-18-15
		MATA 22X15-L	22	15	30x2.0	XX3543171X-22-15
	160	MATA 28X15-L	28	15	36x2.0	XX3543171X-28-15
		MATA 35X15-L	35	15	45x2.0	XX3543171X-35-15
		MATA 42X15-L	42	15	52x2.0	XX3543171X-42-15
		MATA 22X18-L	22	18	30x2.0	XX3543171X-22-18
		MATA 28X18-L	28	18	36x2.0	XX3543171X-28-18
		MATA 35X18-L	35	18	45x2.0	XX3543171X-35-18
		MATA 42X18-L	42	18	52x2.0	XX3543171X-42-18
		MATA 28X22-L	28	22	36x2.0	XX3543171X-28-22
		MATA 35X22-L	35	22	45x2.0	XX3543171X-35-22
		MATA 42X22-L	42	22	52x2.0	XX3543171X-42-22
		MATA 35X28-L	35	28	45x2.0	XX3543171X-35-28
		MATA 42X28-L	42	28	52x2.0	XX3543171X-42-28
MATA 42X35-L		42	35	52x2.0	XX3543171X-42-35	

União Redução Reta Macho Fêmea série pesada

Somente Corpo

Com Porca e Anilha

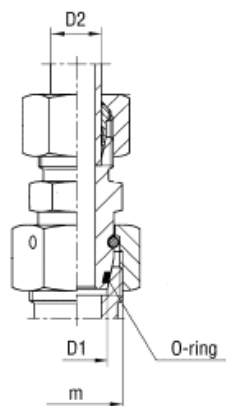
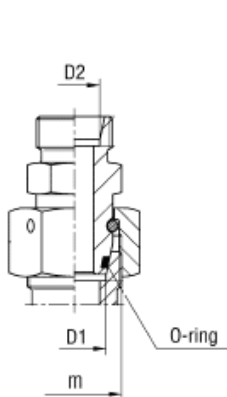


Série	Bar	Código Antigo	D1	D2	m	Código Novo
PESADA	630	MATA 08X06-S	8	6	16x1.5	XX3544181X-08-06
		MATA 10X06-S	10	6	18x1.5	XX3544181X-10-06
		MATA 12X06-S	12	6	20x1.5	XX3544181X-12-06
		MATA 14X06-S	14	6	22x1.5	XX3544181X-14-06
	400	MATA 16X06-S	16	6	24x1.5	XX3544181X-16-06
		MATA 20X06-S	20	6	30x2.0	XX3544181X-20-06
		MATA 25X06-S	25	6	36x2.0	XX3544181X-25-06
		MATA 30X06-S	30	6	42x2.0	XX3544181X-30-06
	315	MATA 38X06-S	38	6	52x2.0	XX3544181X-38-06
	630	MATA 10X08-S	10	8	18x1.5	XX3544181X-10-08
		MATA 12X08-S	12	8	20x1.5	XX3544181X-12-08
		MATA 14X08-S	14	8	22x1.5	XX3544181X-14-08
	400	MATA 16X08-S	16	8	24x1.5	XX3544181X-16-08
		MATA 20X08-S	20	8	30x2.0	XX3544181X-20-08
		MATA 25X08-S	25	8	36x2.0	XX3544181X-25-08
		MATA 30X08-S	30	8	42x2.0	XX3544181X-30-08
	315	MATA 38X08-S	38	8	52x2.0	XX3544181X-38-08
	630	MATA 12X10-S	12	10	20x1.5	XX3544181X-12-10
		MATA 14X10-S	14	10	22x1.5	XX3544181X-14-10
	400	MATA 16X10-S	16	10	24x1.5	XX3544181X-16-10
MATA 20X10-S		20	10	30x2.0	XX3544181X-20-10	
MATA 25X10-S		25	10	36x2.0	XX3544181X-25-10	
250	MATA 30X10-S	30	10	42x2.0	XX3544181X-30-10	
		MATA 38X10-S	38	10	52x2.0	XX3544181X-38-10

União Redução Retra Macho Fêmea série pesada

Somente Corpo

Com porca e anilha



Continuação

Série	Bar	Código Antigo	D1	D2	m	Código Novo
PESADA	630	MATA 14X12-S	14	12	22x1.5	XX3544181X-14-12
	400	MATA 16X12-S	16	12	24x1.5	XX3544181X-16-12
		MATA 20X12-S	20	12	30x2.0	XX3544181X-20-12
		MATA 25X12-S	25	12	36x2.0	XX3544181X-25-12
		MATA 30X12-S	30	12	42x2.0	XX3544181X-30-12
	315	MATA 38X12-S	38	12	52x2.0	XX3544181X-38-12
	400	MATA 16X14-S	16	14	24x1.5	XX3544181X-16-14
		MATA 20X14-S	20	14	30x2.0	XX3544181X-20-14
		MATA 25X14-S	25	14	36x2.0	XX3544181X-25-14
	250	MATA 30X14-S	30	14	42x2.0	XX3544181X-30-14
		MATA 38X14-S	38	14	52x2.0	XX3544181X-38-14
	400	MATA 20X16-S	20	16	30x2.0	XX3544181X-20-16
		MATA 25X16-S	25	16	36x2.0	XX3544181X-25-16
		MATA 30X16-S	30	16	42x2.0	XX3544181X-30-16
	315	MATA 38X16-S	38	16	52x2.0	XX3544181X-38-16
	400	MATA 25X20-S	25	20	36x2.0	XX3544181X-25-20
		MATA 30X20-S	30	20	42x2.0	XX3544181X-30-20
		MATA 38X20-S	38	20	52x2.0	XX3544181X-38-20
		MATA 30X25-S	30	25	42x2.0	XX3544181X-30-25
	315	MATA 38X25-S	38	25	52x2.0	XX3544181X-38-25
MATA 38X30-S		38	30	52x2.0	XX3544181X-38-30	